

A K ASSOCIATES

Chartered Accountants

AUDITORS REPORT

The Members of GEO CONNECT LIMITED


1. We have audited the attached Balance Sheet of GEO CONNECT LIMITED, as at 31st March 2011, the Profit and Loss Account and also the Cash Flow Statement for the year ended on that date annexed thereto. These financial statements are the responsibility of the company's management. Our responsibility is to express an opinion on these financial statements based on our audit.
2. We conducted our audit in accordance with the auditing standards generally accepted in India. Those Standards require that we plan and perform the audit to obtain reasonable assurance about whether the financial statements are free of material misstatement. An audit includes examining, on test basis evidence supporting the amounts and disclosures in the financial statements. An audit also includes assessing the accounting principles used and significant estimates made by management, as well as evaluating the overall financial statement presentation. We believe that our audit provides a reasonable basis for our opinion.
3. As required by the Companies (Auditor's Report) Order, 2003 issued by the Central Government of India in terms of sub-section (4A) of section 227 of the Companies Act, 1956, we enclose in the Annexure a statement on the matters specified in paragraphs 4 and 5 of the said Order.
4. Further to our comments in the Annexure referred to above, we report that:
 - (i) We have obtained all the information and explanations, which to the best of our knowledge and belief were necessary for the purposes of our audit.
 - (ii) In our opinion, proper books of account as required by law have been kept by the company so far, as appears from our examination of those books.
 - (iii) The Balance sheet, Profit and Loss Account and Cash Flow Statements dealt with by this report are in agreement with the books of account.
 - (iv) In our opinion, the Balance Sheet, Profit and Loss Account and Cash Flow Statement dealt with by this report comply with the accounting standards referred to in sub-section (3C) of section 211 of the Companies Act, 1956.
 - (v) On the basis of written representations received from the directors, as on 31st March, 2011 and taken on record by the Board of Directors, we report that none of the directors is disqualified as on 31st March, 2011 from being appointed as a director in terms of clause (g) of sub-section (1) of section 274 of the Companies Act, 1956

Subject to the foregoing, in our opinion and to the best of our information and according to the explanations given to us, the said accounts give the information required by the Companies Act, 1956 in the matter so required and give a true and fair view in conformity with the accounting principles generally accepted in India



- (i) In the case of the Balance Sheet, of the State of Affairs of the company as at 31st March 2011.
- (ii) In the case of the Profit and Loss Account, of the Profit of the company for the year ended on that date, and
- (iii) In the case of the Cash Flow Statement, of the Cash Flows of the company for the year ended on that date.

For A K ASSOCIATES,
Chartered Accountants




(CA A K GUPTA)

M. No.16533

Firm Registration No. 000596N

PLACE: New Delhi
DATE: 12/05/2011



A K ASSOCIATES

Chartered Accountants

Re: GEO CONNECT LIMITED

Annexure to the Auditors' Report referred to in paragraph 3 of our report of even date.

As required by the Companies (Auditors' Report) Order, 2003 and according to the information and explanations given to us and on the basis of such checks as we considered appropriate, we state that in our opinion: -

- (i) (a) The Company has maintained proper records showing full particulars including quantitative details and situation of fixed assets.
- (b) The management at the year-end has physically verified all the assets. No material discrepancies were noticed on such verification.
- (c) During the year, the company has not disposed off a major part of the plant and machinery. Accordingly the provisions of clause 4(i) (c) of the Companies (Auditor's Report) Order 2003 are not applicable.
- (ii) (a) The inventory has been physically verified at the year end by the management. In our opinion, the frequency of verification is reasonable.
- (b) The procedures of physical verification of inventories followed by the management are reasonable and adequate in relation to the size of the Company and the nature of its business.
- (c) The Company is maintaining proper records of inventory. No discrepancy was noticed on verification between the physical stocks and the book records.
- (iii) The company has not granted loans to and taken loan from companies, firms or other parties as listed in the register maintained under section 301 of the Companies Act, 1956. Accordingly the provisions of clause 4(iii) of the Companies (Auditors' Report) Order, 2003 are not applicable to the company.
- (iv) According to the information and explanations given to us, there are adequate internal control procedures commensurate with the size of the company and the nature of its business with regard to purchases of inventory, fixed assets and with regards to the sale of goods and services. During the course of our audit, we have not observed any continuing failure to correct major weaknesses in the internal control.
- (v) (a) According to the information and explanations given to us, we are of the opinion that there is no transactions that need to be entered in the register in pursuance of section 301 of the Companies Act, 1956.
- (b) According to the information and explanations given to us, no transactions was made in pursuance of contracts or arrangements entered in the register maintained under section 301 of the Companies Act, 1956 and exceeding the value of rupees five lakh in respect of any party.



- (vi) The company has not accepted deposits from the public. Accordingly provisions of clause 4(vi) of the Companies (Auditors' Report) order 2003 are not applicable to the company.
- (vii) The company has internal audit system commensurate with the size and nature of its business.
- (viii) The maintenance of cost records under section 209(1)(d) of the Companies Act, 1956 is not applicable to the business carried on by the company. Accordingly the provisions of clause 4(viii) of the Companies (Auditors' Report) Order, 2003 are not applicable to the company.
- (ix) (a) Undisputed statutory dues including provident fund, investor education protection fund, income tax, sales tax, wealth, custom duty, excise duty, cess and other material statutory dues applicable to the company have generally been deposited in time with the statutory authorities except Employees State Insurance Dues and Provident Fund Dues as listed below.

<u>Nature of Dues</u>	<u>Amount Rs.</u>	<u>Period to which the amount relates</u>	<u>Due Date</u>	<u>Date of Payment</u>
Employee State Insurance Dues	954467	01/04/2007 to 31/03/2010	954467.00	Not Paid
--Do--	34233	April 2010	21/05/2010	Not Paid
	12940	April 2010	21/05/2010	23/07/2010
--Do--	34233	May 2010	21/06/2010	Not Paid
	12940	May 2010	21/06/2010	23/07/2010
--Do--	34233	June 2010	21/07/2010	Not Paid
	12940	June 2010	21/07/2010	23/07/2010
--Do--	35055	July 2010	21/08/2010	Not Paid
--Do--	36340	August 2010	21/09/2010	Not Paid
	13828	August 2010	21/09/2010	17/03/2011
--Do--	35833	September 2010	21/10/2010	Not Paid
	14226	September 2010	21/10/2010	17/03/2011
--Do--	48639	October 2010	21/11/2010	Not Paid
--Do--	49001	November 2010	21/12/2010	Not Paid

--Do--	49987	December 2010	21/01/2011	Not Paid
--Do--	52943	January 2011	21/02/2011	Not Paid
--Do--	51098	February 2011	21/03/2011	Not Paid
--Do--	50723	March 2011	21/04/2011	Not Paid
Provident Fund Dues	185102	December 2010	20/01/2011	25/03/2011
--Do--	182745	January 2011	20/02/2011	25/03/2011
--Do--	177538	February 2011	20/03/2011	25/03/2011

The arrears of ESI dues for a period more than six months from the date they became payable as on the date of Balance Sheet are Rs. 1164394.00..

- (x) The company has been registered for a period not less than five years. The accumulated losses of the Company are not more than fifty percent of its net worth. The company has not incurred cash loss during the year under audit and during the immediately preceding financial year.
- (xi) According to the information and explanations given to us, the company has not borrowed funds from banks and has not issued debentures. As on the date of Balance Sheet there is no default in repayment of dues to financial institutions.
- (xii) The company has not granted loans and advances on the basis of security by way of pledge of shares, debentures and other securities. Accordingly the provisions of clause 4(xii) of the Companies (Auditors' Report) Order 2003 are not applicable to the company.
- (xiii) The company is not a chit fund or a nidhi mutual benefit fund society. Therefore, the provisions of clause 4(xiii) of the Companies (Auditor's Report) Order, 2003 are not applicable to the company.
- (xiv) The company is not dealing in or trading in shares, securities, debentures and other investments. Accordingly, the provisions of clause 4(xiv) of the Companies (Auditor's Report) Order, 2003 are not applicable to the company.
- (xv) The terms and conditions on which the company has given guarantees for loans taken by its holding company and other bodies corporate from banks/financial institutions are not prejudicial to the interest of the company.
- (xvi) The Company has not utilized the Term Loan of Rs 2500.00 lakh for the purpose it was raised. Such loan was raised during the financial year 2007-08.
- (xvii) According to the information and explanations given to us and on an overall examination of the Balance Sheet of the Company, we report that the funds raised on short-term basis have not been used for long term investment and vice versa.
- (xviii) During the year under audit the company has not made preferential allotment of shares to parties and companies covered in the register maintained under section 301 of the Act.



GEO CONNECT LIMITED
BALANCE SHEET AS AT 31ST MARCH 2011

	SCHEDULE	As at 31st March 2011 Rs.	As at 31st March 2010 Rs.
<u>SOURCES OF FUNDS</u>			
Shareholders' Funds			
Share Capital	1	142,292,500	142,292,500
Loan Funds			
Secured Loan	2	160,000,000	200,000,000
Unsecured Loan	3	50,000,000	50,000,000
		<u>352,292,500</u>	<u>392,292,500</u>
<u>APPLICATION OF FUNDS</u>			
Fixed Assets			
Gross Block	4	41,972,576	116,491,223
Less : Depreciation		32,153,786	97,496,465
Less : Provision for Impairment Loss		2,747,200	11,191,366
Net Block		<u>7,071,590</u>	<u>7,803,392</u>
Current Assets, Loans & Advances			
Inventories	5	16,273,727	17,786,611
Sundry Debtors		169,418,230	112,072,548
Cash and Bank Balances		8,393,849	12,106,541
Loans and Advances		318,040,631	280,864,967
		<u>512,126,437</u>	<u>422,830,667</u>
Less : Current Liabilities & Provisions			
Current Liabilities	6	162,122,824	112,085,689
Provisions	7	20,635,533	3,556,396
Net Current Assets		<u>329,368,080</u>	<u>307,188,582</u>
Deferred Tax Asset (Net)		4,859,083	25,745,260
Profit & Loss Account		10,993,747	51,555,266
		<u>352,292,500</u>	<u>392,292,500</u>


**ACCOUNTING POLICIES AND
FINANCIAL NOTES**


15

Schedule referred to above form an integral part of the Accounts

As per our report of even date attached
for **A. K. ASSOCIATES**
Chartered Accountants


(A. K. GUPTA)
PARTNER
PLACE : New Delhi
DATE : 12.05.2011


DIRECTOR


DIRECTOR

GEO CONNECT LIMITED
PROFIT & LOSS ACCOUNT FOR THE YEAR ENDED 31ST MARCH, 2011

	SCHEDULE	Current Year Rs.	Previous Year Rs.
<u>INCOME</u>			
Property Maintenance Income	8	160,156,310	152,669,941
Income from Real Estate Business	9	17,364,230	11,590,877
Other income	10	62,792,725	53,688,576
		<u>240,313,265</u>	<u>217,949,394</u>
<u>EXPENDITURE</u>			
Cost of sale of Flats	11	481,640	1,230,120
Salary, Wages & Benefits to Employees	12	19,128,649	18,127,420
Administrative & Other Expenses	13	125,865,984	117,111,518
Interest & Finance Charges		32,830,410	37,332,508
Depreciation		944,510	925,824
Impairment Loss		(228,118)	(228,116)
		<u>179,023,075</u>	<u>174,499,274</u>
Profit/(Loss) Before Taxation		61,290,191	43,450,120
Less : Provision for Taxation			
- Deferred Tax Asset		20,886,176	15,935,858
- Earlier Year Tax (MAT)		5,378,379	-
- Current Tax (MAT)		12,169,976	1,431,995
- MAT Entitlement		(17,548,355)	(1,431,995)
		<u>20,886,176</u>	<u>15,935,858</u>
Profit after Tax Before Prior Period Items		40,404,015	27,514,262
Provision for tax written back			
Prior Period Adjustment	14	157,504	(875,669)
Profit after Tax & Prior period adjustment		40,561,519	26,638,593
Less : Deficit Brought Forward		51,555,266	78,193,859
Deficit carried to Balance Sheet		<u>10,993,747</u>	<u>51,555,266</u>
Basic & Diluted earning per share (Rs.)		3.57	2.17
(On profit after tax and prior period adjustment)			

**ACCOUNTING POLICIES AND
FINANCIAL NOTES**

15

Schedule referred to above form an integral part of the Accounts

As per our report of even date attached
for A. K. ASSOCIATES
Chartered Accountants



(A. K. GUPTA)

PARTNER

PLACE : New Delhi

DATE : 12.05.2011


DIRECTOR



DIRECTOR

GEO CONNECT LIMITED

SCHEDULES TO THE BALANCE SHEET

	As at 31st March 2011 Rs.	As at 31st March 2010 Rs.
SCHEDULE-1		
SHARE CAPITAL		
Authorised:		
1,00,00,000 Equity Shares of Rs. 10/- each	100,000,000	100,000,000
5,00,000 Redeemable Cumulative Preference Shares of Rs. 100/- each	50,000,000	50,000,000
	150,000,000	150,000,000
Issued Subscribed & Paid up		
98,79,250 (previous year 98,79,250) Equity Shares of Rs. 10/- each fully paid up in Cash	98,792,500	98,792,500
4,35,000 (previous year 4,35,000) 12% Cum. Preference Shares of Rs. 100/- each fully paid up in Cash	43,500,000	43,500,000
	142,292,500	142,292,500
Note :		
9,879,250 (P.Y. 9,879,250) Equity Shares are held by the Holding Company i.e. Ansal Housing & Construction Ltd.		
4,35,000 (P.Y. 4,35,000) 12 % Cum Preference Shares are held by the Holding Company i.e. Ansal Housing & Construction Ltd.		
These are redeemable at par after expiry of 10 years from the date of the allotment (i.e. 17.01.2008)		
SCHEDULE - 2		
SECURED LOAN		
From Financial Institutions :		
Term Loan-SICOM Ltd.	160,000,000	200,000,000
	160,000,000	200,000,000
Note : (A) The loan from SICOM is Secured by		
1. Assignment of Receivables of the company .		
2. Guarantee for a sum of Rs. 25 crore given by the holding Company		
3. Mortgage of the Land held by holding company		
4. Pledge of equity shares of Holding company held by other body corporates		
(B) Principal repayment due within next one Year is Rs. 400.00 lacs (Previous Year Rs. 400.00 lacs)		
SCHEDULE - 3		
UNSECURED LOANS		
From Holding Company (free of Interest)	50,000,000	50,000,000
	50,000,000	50,000,000



GEO CONNECT LIMITED											
SCHEDULES TO THE BALANCE SHEET											
SCHEDULE-4											
FIXED ASSETS											
Sl. No.	Particulars	GROSS BLOCK			DEPRECIATION			NET BLOCK			
		As at 01.04.2010	Additions during the year	Sale / Adjustment/ Transfer	As at 31.03.2011	Upto 31.03.2010	For the year	On Sale/ Adjust/ Transfer	Upto 31.03.2011	As at 31.03.2011	As at 31.03.2010
1	Vehicles	43,603	-	43,603	-	20,721	21,754	-	-	-	22,882
2	Office & Other Equipments	5,503,009	324,887	-	5,827,896	2,116,414	-	-	2,382,638	3,445,258	3,386,595
3	Electrical Installation & D G Set	10,917,846	-	-	10,917,846	7,522,549	-	-	7,783,666	3,134,180	3,395,297
4	Furniture & Fixtures	11,874,040	-	-	11,874,040	10,471,182	-	-	10,644,268	1,229,772	1,402,858
5	Airconditioners & Refrigerators	12,652,784	-	-	12,652,784	10,849,550	-	-	11,006,178	1,646,606	1,803,234
6	Data Processing Equipments	75,499,941	92,549	74,892,480	700,010	66,516,048	66,422	66,265,434	337,036	362,974	8,983,893
	GROSS TOTAL	116,491,223	417,436	74,936,083	41,972,576	97,496,464	944,510	66,287,188	32,153,786	9,818,790	18,994,759
	Less: Provision for Impairment Loss										
	NET TOTAL	116,491,223	417,436	74,936,083	41,972,576	97,496,464		66,287,188		2,747,200	11,191,367
	Previous Year	125,223,559	154,166	8,896,502	116,491,223	104,414,097	925,824	7,843,456	32,153,786	7,071,590	7,803,392
										7,803,392	8,346,934

66

GEO CONNECT LIMITED

SCHEDULES TO THE BALANCE SHEET

As at
31st March 2011
Rs.

As at
31st March 2010
Rs.

SCHEDULE-5

CURRENT ASSETS, LOANS & ADVANCES

A CURRENT ASSETS

i) Inventories

(As taken, valued & certified by the Management)

- Stock in trade Flats / Plots / Lands

-Stores & spare parts

-scrap

14,971,026

17,562,721

963,703

223,890

338,998

16,273,727

17,786,611

ii) Sundry Debtors

(Unsecured Considered Good)

Outstanding for a period exceeding Six Months

Others

85,964,943

55,153,697

83,453,287

56,918,851

169,418,230

112,072,548

ii) Cash & Bank Balances

Cash in Hand

1,351,047

448,831

Balances with Scheduled Banks

- in Current Account

6,614,449

11,229,357

- in Fixed Deposits (Pledged with Trade Tax Department)

350,000

350,000

- Interest Accrued on Fixed Deposits

78,353

78,353

8,393,849

12,106,541

B LOANS & ADVANCES

(UNSECURED CONSIDERED GOOD)

Advance recoverable in cash or in kind or for value to be received

30,837,806

24,748,243

Advances for Property Booking

246,849,188

228,219,500

Security Deposit

4,430,428

18,023,856

Advance Income Tax /TDS

16,942,859

8,441,373

MAT - Credit Entitlement

18,980,350

1,431,995

318,040,631

280,864,967

SCHEDULE-6

CURRENT LIABILITIES

Sundry Creditors

- Due to SSI

- Others

7,947,531

3,215,009

Security Deposit Recd

63,790,310

56,137,146

Common Assets Replacement Fund

22,985,324

18,833,489

Adv. from Holding Co. against Land

21,167,739

7,342,491

Advance Payments Recd

20,940,365

19,098,004

Other Liabilities

25,291,555

7,459,550

162,122,824

112,085,689

SCHEDULE-7

PROVISIONS

For Gratuity & Superannuation

1,001,212

976,489

For Leave Encashment

341,690

821,170

For Tax

19,292,631


1,758,737

20,635,533

3,556,396

GEO CONNECT LIMITED

SCHEDULES TO THE PROFIT & LOSS ACCOUNT	As at 31st March 2011 Rs.	As at 31st March 2010 Rs.
SCHEDULE-8 PROPERTY MAINTENANCE & OTHER INCOME		
Common Maintenance Chages	85,546,699	81,076,571
Water Charges	4,809,454	3,258,472
Watch & Ward Charges	10,513,383	9,755,480
Electricity Charges	48,210,794	52,066,831
Interest Received on Late Payment	11,075,980	6,512,587
	<u>160,156,310</u>	<u>152,669,941</u>
SCHEDULE-9 INCOME FROM REAL ESTATE BUSINESS		
Sale of Plots/ Flats	670,106	1,829,804
Gain on sale of Property Booking	16,694,124	9,761,073
	<u>17,364,230</u>	<u>11,590,877</u>
SCHEDULE-10 OTHER INCOME		
Interest From		
- Bank	-	-
- Other (including TDS Rs.46,89,041)	46,948,152	28,752,371
Other Charges/Misc. Receipt	7,648,731	7,093,633
Profit on sale of Fixed Assets	-	218,680
Rent received	6,107,833	4,262,438
Liabilities Written back	2,088,009	13,361,454
	<u>62,792,725</u>	<u>53,688,576</u>
SCHEDULE-11 COST OF SALE OF FLATS / PLOTS / LANDS		
Opening Stock	17,562,721	9,836,361
Less: Transfer to Advance for Property Booking Sch:-5B	7,726,360	-
	9,836,361	9,836,361
Add: Purchases	5,616,305	698,760
: Sales Return	-	8,257,720
	<u>15,452,666</u>	<u>18,792,841</u>
Less : Closing Stock	14,971,026	17,562,721
Cost of Sales of Flats / Plots / lands	<u>481,640</u>	<u>1,230,120</u>
SCHEDULE-12 SALARY, WAGES & BENEFITS TO EMPLOYEES		
Salary, Wages & Allowances	18,021,047	16,412,027
Contribution to PF & ESI	1,107,602	1,715,393
	<u>19,128,649</u>	<u>18,127,420</u>



A handwritten signature is present in the bottom right corner of the page, accompanied by a circular stamp that is partially obscured and difficult to read.

GEO CONNECT LIMITED

SCHEDULES TO THE PROFIT & LOSS ACCOUNT	As at 31st March 2011	As at 31st March 2010
	Rs.	Rs.
SCHEDULE-13		
ADMINISTRATIVE & MAINTENANCE EXPENSES		
Property Maintenance Expenses	20,142,825	21,125,989
Water Expenses	1,696,546	699,548
Electricity Expenses	69,576,842	61,944,610
Fuel Consumed	12,577,365	12,323,635
Generator Maintenance Expenses	961,276	2,679,652
Security Guards Expenses	10,450,437	8,865,824
Rent Paid	754,800	754,800
Bad debt	5,301,124	
Bank Charges	72,310	183,340
Postage, Telegram & Telephone Expenses	503,353	585,972
Printing & Stationery	459,178	267,917
Travelling & Conveyance	260,986	282,175
Insurance Charges	3,750	14,258
Repair & Maintenance- others	72,903	81,506
Payment to Auditors		
- Audit Fees	55,000	55,000
- Tax Audit Fees	20,000	20,000
Board Meeting Fees	9,000	9,000
Charity & Donation	2,100	6,601
Loss on Sale of Fixed Assets	4,437	-
Loss on Sales Return	476,020	2,198,387
Misc. Expenses	1,157,979	905,868
Professional Charges(Retn. Fee)	1,086,642	1,036,209
Balances written off (Net)	221,111	3,071,227
	<u>125,865,984</u>	<u>117,111,518</u>
SCHEDULE-14		
PRIOR PERIOD ADJUSTMENTS [Income/(Expense)]		
Prior period items	157,504	(875,669)
	<u>157,504</u>	<u>(875,669)</u>

16

SCHEDULE - 15 : ACCOUNTING POLICIES AND FINANCIAL NOTES

(A) SIGNIFICANT ACCOUNTING POLICIES

1) Basis of Preparation of Financial Statements

- a) The financial statements are prepared under the historical cost convention in accordance with the fundamental accounting assumptions and relevant accounting standards.
- b) Whereas all income and expenses are accounted for on accrual basis, Interest on delayed payment by customers against dues is taken on realisation owing to practical difficulties and uncertainties involved.

2) Revenue Recognition

Revenue is recognized only to the extent, there is reasonable certainty that the ultimate collection will be made . This is in accordance with the 'AS-9' issued by the Institute of Chartered Accountants of India.

3) Fixed Assets and Depreciation

- a) Fixed Assets are stated at cost, less accumulated depreciation. All costs for bringing the assets in an operational condition for its intended use are capitalized.
- b) Depreciation on fixed assets has been provided on Straight Line Method in accordance with Schedule XIV to the Companies Act, 1956.

4) Employees Retirement Benefit Gratuity

- a) Provision for gratuity has been made on the basis of actuarial valuation.

Leave Encashment

- a) Provision for gratuity has been made on the basis of actuarial valuation (see note -6)

5) Borrowing Cost

Borrowing costs are being charged to Profit & Loss Account in the year of their accrual.

6) Miscellaneous expenditure

Preliminary Expenses are written off over a period of five years.

7) Segment Reporting

Revenue and expenses have been identified to segments on the basis of their relationship to the operating activities of the segment. Revenue and expenses, which relate to the enterprise as a whole and are not allocable to segments on a reasonable basis, have been included under "unallocated expenditure net of unallocated income".

8) Taxes on Income

Provision for current tax is made after taking into consideration benefits admissible under Income Tax Act 1961.

Deffered tax resulting from " timing differences " between book and taxable profit is accounted for using tax rates and laws that have been enacted as on the date of the balance sheet . Deffered

\$

✓

86

tax asset is recognized and carried forward only to the extent that there is reasonably certainty that the assets will be realized in the future..

9) Impairment


At each balance sheet date, the Company reviews the carrying amounts of its fixed assets to determine whether there is any indication that those assets suffered an impairment loss. If any such indication exists, the recoverable amount of the asset is estimated in order to determine the extent of impairment loss and necessary adjustments there against. Reversal of impairment loss is recognised as income in the profit and loss account.

B) FINANCIAL NOTES

1. Contingent Liabilities :

- (i) The company had given the guarantee to banks aggregating to Rs. 4500.00 lacs (Previous Year Rs. 7500.00 lacs) on behalf of holding company against the loan taken by holding company .
- (ii) The company had given the guarantee to banks aggregating to Rs. 6000.00 lacs (Previous Year Rs. 745.00 lacs) on behalf of other body corporates against the loan taken by the corporates .
- (iii) Claims against the company not acknowledged as debt Rs. 2.34 lacs (Previous Year Rs.16.09 lacs)

2. The Company had allotted 12 % Cumulative preference Shares of Rs. 4,35,00,000 /- to holding company on 17.01.2008. In view of inadequate profits , the company had not provided for Preference Dividend of Rs. 52,20,000 /- in its P&L A/c. After considering this,the arrears of accumulated preference dividends are Rs. 1,67,04,000/- (Previous Year Rs.1,14,84,000).
3. During the earlier year, the Company had obtained a loan of Rs.2500.00 lakhs from a financial Institution for developing / relaying of infrastructure relating to roads, sewerage lines, water lines, electrical equipments etc. of the various colonies and buildings maintained by the Company. The company has utilized the unutilized amount temporarily for its other business activities.
4. Loss on Sale Return represents the difference between the sales value less the cost of such sales return. The sales were made during the prior financial years(s) but the sales return was effected/made during the current financial year.
5. Balances with schedule Bank includes a sum of Rs.3,50,000/- in Fixed Deposits (pledged with Trade Tax Department) , Rs. 78,353/- interest accrued on fixed deposit and Rs. 78,303/- in current account with HSBC Bank Ltd. Noida , which is subject to confirmation.
6. The Leave Encashment benefit has been withdrawn by the company w.e.f. 01/01/2009. Provison for Leave Encashment represents the actuarial valuation of Leave Encashment Benefit outstanding as on 31/12/2009 but not availed up to 31/03/2011.



7. Deferred Tax Asset (Net)

i) Deferred tax Liabilities (Net) of Rs 208.86 Lacs for the current year (P.Y. Deferred Tax Liability Rs. 159.36 Lacs) has been adjusted in the Profit & Loss Account.

ii) Calculation of Deferred tax Assets (Net) as on 31st March, 2011 as given below :

	Current Yr. Rs in Lacs	Previous Yr. Rs in Lacs
i) Deferred Tax Assets		
Arising on account of timing differences in:		
- Unabsorbed Losses/Allowances carried forward	32.60	239.36
- Accrued expenses allowable on actual payments	<u>5.07</u> 37.67	<u>10.53</u> 249.89
- Depreciation	10.92	7.56
Deferred Tax Asset/ Liability (Net)	<u>48.59</u>	<u>257.45</u>

8. The Company has received interest free advances from its Holding Company with which it has entered into agreements for purchase, development and sale of lands.

9. The balances of Sundry Debtors , Loans and advances and sundry creditors are subject to confirmation .

10. Related Party Disclosures

The following transactions were carried out with the related parties in the ordinary course of business.

Nature of Transaction	Holding Company Current Year (Rs. in Lacs)	Holding Company Previous Year (Rs. in Lacs)
Expenses Incurred on Behalf of	0.95	25.14
Expenses Reimbursed from	64.60	48.17
Loans Taken (Interest Free)		
-Balance as at 1 st April ,2010 (CR.)	500.00	500.00
-Taken during the year	-	-
-Balance as at 31 st March ,2011 (CR.)	500.00	500.00
-Net balance outstanding (CR.)	500.00	500.00
Advance outstanding as at 31 st March ,2011 (CR.)	211.68	73.42
Refund Received Against Booking	1081.00	1540.00
Purchase of residential plots / flats		-
Advance Given for booking	1773.11	1313.36
Guarantee Taken from	2500.00	2500.00
Advance paid to		25.00
Guarantee given for	4500.00	7500.00
Interest Received on refund of booking	468.90	287.26

Name of Related Parties and Description of Relationship :

1. Holding Company

Ansal Housing & Construction Ltd.

11. Particulars of Earning per share

	Current Year	Previous Year
i) Net Profit for the year after tax & prior period adjustment (Rs. In Lacs)	405.62	266.38
Cummulative Preference Dividend	(52.20)	(52.20)
Net profit available to equity shareholders	353.42	214.18
Number of Equity Shares	9,879,250	9,879,250
ii) Nominal value of the share (Rs.)	10	10
iii) Basic & diluted Earning per share (Rs.)	3.57	2.17

12. Segment reporting

a) Information about Primary Business Segments

PARTICULARS	(Rs. In Lacs)					
	Estate Management		Real Estate		Total	
	Current Year	Previous Year	Current Year	Previous Year	Current Year	Previous Year
REVENUE						
External Revenue	1,760.15	1,774.12	642.98	403.16	2,403.13	2,177.28
Inter Segment Revenue					-	2.19
Total Revenue	1,760.15	1,774.12	642.98	403.16	2,403.13	2,179.47
RESULT						
Segment Result (Profit/Loss)	313.76	472.58	633.40	368.85	947.16	841.43
Unallocated expenditure net of Income	-	-	-	-	(5.96)	(33.60)
Operating Profit	313.76	472.58	633.40	368.85	941.20	807.83
Interest expenses	-	-	-	-	328.30	373.32
Interest/dividend income & surplus on disposal of investment	-	-	-	-	-	-
Income Tax	-	-	-	-	-	-
Profit after taxation and before exceptional items	313.76	472.58	633.40	368.85	404.04	275.15
Net Profit	(1.57)	8.76	-	-	(1.57)	8.76
Net Profit	315.33	463.82	633.40	368.85	405.61	266.39
OTHER INFORMATION						
Segment Assets	985.26	989.79	3,847.46	3,217.80	4,832.72	4,207.59
Unallocated corporate assets	-	-	-	-	407.82	356.18
Total assets	985.26	989.79	3,847.46	3,217.80	5,240.54	4,563.77
Segment Liabilities	1,414.37	1,020.85	220.28	117.97	1,634.65	1,138.82
Unallocated corporate liabilities	-	-	-	-	2,292.91	2,517.58
Total liabilities	1,414.37	1,020.85	220.28	117.97	3,927.56	3,656.40
Capital expenditure during the year	4.17	1.54	-	-	4.17	1.54
Depreciation	9.44	9.26	-	-	9.44	9.26
Deferred Revenue Expenditure written off	-	-	-	-	-	-
Impairment Loss on account of:						
- Fixed Assets	-	-	-	-	-	-
- Deferred Revenue Expenditure	-	-	-	-	-	-
Non-cash expenses other than depreciation, deferred revenue expenditure	-	-	-	-	-	-
Preliminary Expenses written off	-	-	-	-	-	-

b) Notes:

- (i) The Company is organised into two main business segment, namely, Estate Management and Real Estate Business Segments identified and reported taking into account, the nature of products and services, the differing risks and returns, the organisation structure and the internal financial reporting systems.
- (ii) Segment Revenue, Results, Assets and Liabilities include the respective amounts identifiable to each of the segments.
- (iii) There are no secondary Segments.

13. Information pursuant to paragraphs 3 & 4 of Part II of Schedule VI to the Companies Act, 1956.

**Stock in Trade-
Opening Stock**

		Amount Rs.
Advance for Property Booking	1931.59 Sq. Y. (NIL)	77,26,360.00 (NIL)
Land for Projects	1,18,386.4 Sq. Y (1,18,386.4 Sq. Y)	98,36,361.00 (98,36,361.00)
Purchases		
Plots	120.00 Sq. Y (174.69)	4,81,640/- (6,98,760/-)
Land for Projects	37026 Sq. Y (NIL)	51,34,665/- (NIL)
Sales Return PLots	NIL (132.84 Sq. Y)	NIL (5,31,360/-)
Advance for Property Booking	NIL (1931.59 Sq. Y.)	NIL (77,26,360/-)
Sales		
Plots	120.00 Sq. Y (307.53 Sq. Y)	6,70,106/- (18,29,804/-)
Land for Projects	Nil	Nil
Closing Stock		
Plots	NIL (1931.59 Sq. Y.)	NIL (77,26,360.00)
Land for projects	1,55,412.40 Sq. Y (1,18,386.40 Sq. Y)	149,71,026.00 (98,36,361.00)

(Brackets represents previous year figures.)

14. Additional Information pursuant to Part II of Schedule VI to the Companies Act, 1956, to the extent applicable to the Company.

	Current Year (Rs)	Previous Year (Rs)
a. Value of imports calculated on CIF basis		
i. Capital goods	NIL	NIL
b. Expenditure in foreign currency		
i. Training & Development Expenses	-	-
ii. Travelling Expenses	-	-
c. Earnings in foreign exchange		
Export of services -		
i. FOB value actually realized	NIL	NIL

15. Previous year's figures have been regrouped and/or rearranged wherever found necessary.

16. Schedules 1 to 15 form an integral part of the accounts and have been duly authenticated.

Signature to Schedules 1 to 15

A K Associates
Chartered Accountants



A K Gupta
Partner
Place: New Delhi
Date : 12.05.2011

Director

Director





GEO CONNECT LTD

CASH FLOW STATEMENT FOR THE YEAR ENDED 31st MARCH, 2011

	<u>Current Year</u> <u>(Rs.)</u>	<u>Previous Year</u> <u>(Rs.)</u>
A. Cash flow from Operating Activities :		
Net Profit/(Loss) before tax	61,290,191	43,450,120
Depreciation	944,510	925,824
Impairment Profit	(228,118)	(228,116)
Interest	32,830,410	37,332,508
Bad debts	5,301,124	-
Prior Period Expenses	157,504	(875,669)
Profit/(Loss) on sale of Fixed Assets	4,437	(218,680)
	<u>39,009,867</u>	<u>36,935,867</u>
Operating profit before Working Capital changes	100,300,058	80,385,987
Adjustments for Working Capital changes		
Increase / (Decrease) in Creditors & other Liabilities	49,582,378	(17,938,135)
Decrease / (Increase) in Sundry Debtors	(62,646,806)	(21,418,707)
Decrease / (Increase) in Inventories	1,851,882	(7,796,540)
Decrease / (Increase) in Loans & Advances	(11,125,823)	52,274,708
	<u>(22,338,369)</u>	<u>52,274,708</u>
Cash generated from operation	77,961,689	85,507,313
Direct Taxes Receipt/(Paid)	(8,515,947)	(3,185,448)
NET CASH FROM OPERATING ACTIVITIES	<u>69,445,742</u>	<u>82,321,865</u>
B. Cash flow from Investing Activities :		
Purchase of Fixed Assets	(417,436)	(154,166)
Sale of Fixed Assets	89,412	218,680
	<u>(328,024)</u>	<u>64,514</u>
NET CASH USED IN INVESTING ACTIVITIES	(328,024)	64,514
C. Cash flow from Financing Activities :		
Re-payment of Long term borrowing	(40,000,000)	(40,000,000)
Interest & Finance charges paid	(32,830,410)	(37,332,508)
	<u>(72,830,410)</u>	<u>(77,332,508)</u>
NET CASH USED IN FINANCING ACTIVITIES	(72,830,410)	(77,332,508)
NET INCREASE IN CASH AND CASH EQUIVALENTS	(3,712,692)	5,053,871
CASH AND CASH EQUIVALENTS (OPENING BALANCE)	12,106,541	7,052,670
CASH AND CASH EQUIVALENTS (CLOSING BALANCE)	8,393,849	12,106,541

a) Previous Year figures have been regrouped/rearranged wherever considered necessary, to make them comparable with Current Year's figures.



Director



Director


Place : New Delhi
Date : 12.05.2011

As per our report of even date attached
For A K Associates
Chartered Accountants



A K Gupta
Partner

Place : New Delhi
Date : 12.05.2011



GEO CONNECT LTD

BALANCE SHEET ABSTRACT AND COMPANY'S GENERAL BUSINESS PROFILE

Registration Details

Registration No.	101065	State Code	55
Balance sheet Date	31.03.2011		

Capital raised during the year

	(Rs.)		(Rs.)
Public Issue	NIL	Right Issue	NIL
Bonus Issue	NIL	Private Placement	NIL

Position of Mobilisation and Deployment of Funds

Total Liabilities	352,292,500	Total Assets	352,292,500
-------------------	-------------	--------------	-------------

Sources of Funds :

Paid up Capital	142,292,500	Reserve & Surplus	NIL
Secured Loans	160,000,000	Unsecured Loans	50,000,000

Application of Funds :

Net Fixed Assets	7,071,590	Investments	NIL
Net Current Assets	329,368,080	Misc. Expenditure	0
Accumulated Losses	10,993,747	Deferred Tax Asset	4,859,083


Performance of the Company

Turnover	240,313,265	Total Expenditure	179,023,075
Profit/(Loss) before Tax	61,290,191	Profit/(Loss) after Tax & prior period adjustment	40,561,519
Earnings per Share	3.57	Dividend rate (%)	NIL

Generic Name of Three Principal Products/Services of Company

Item Code No. (ITC Code)	N.A
Product Description	Estate Management Services


Director


Director

Place : New Delhi
Date : 12.05.2011



[Handwritten mark]